



kits  **tiny steps - digital teaching practices**
Kompetent in Technik und Sprache

Daily teaching practices with digital tools



Gemeinsam für
Schule und Bildung

Niedersächsisches
Landesinstitut
für schulische
Qualitätsentwicklung



nlq

mindwendel

daily teaching practices

Which practices / methods do you regularly
use?




e.g. brainstorming





haak3.de/go/qyku

Mindwandel


Which practices / methods do you regularly use?




Neue Idee ↑ Likes ↑ Label    in 2 Jahren

solo **partner** **group** **class**

group **class**  

Brainstorming



Von Christian vor 3 Minuten 0 

Daily teaching practices with digital tools



Mindwandel






Linguistic
Competence






Digital
Competence



QR-Storage

Learning with QR Codes



Scan the QR code and listen to the example. What languages do you hear?

QRStorage

Erstelle sprechende QR-Codes!

Audio

Recording

Text

Link

Gib deinen Text hier ein!

2000 Zeichen übrig

Dieses Tool darf nur in Bildungskontexten genutzt werden. Die Eingabe sensibler Daten ist zu vermeiden.

Sprachausgabe

Deutsch

Für die Sprachausgabe und die Übersetzung kommunizieren wir mit DeepL und ReadSpeaker.

 Einstellungen

Erstellen


Task - How to use QR-Storage in class

Think about a use-case in the next days, which would benefit from QR-Storage. Try it out and post the link in chat.


Daily teaching practices with digital tools




Mindwandel



QR-Storage

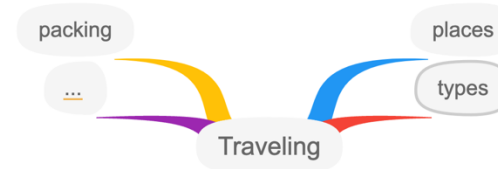





TeamMapper

Collaborative Learning with Mind Maps


Complete the mind map together on the topic “travelling”




Daily teaching practices with digital tools



Mindwendel



QR-Storage



TeamMapper





Excalidraw

Collaborative Structuring and Drawing

To do	In Progress	Done



What to use it for?

Concept Visualization:

- Create mind maps, flowcharts, or sketches to explain complex ideas in subjects like science or history.

Collaborative Work:

- Students can work together in real-time on projects, visually presenting their ideas.

Sketches and Diagrams:

- Useful for drawing geometric shapes or diagrams in math and science.

Presentations:

- Quickly create hand-drawn visuals that stand out in student presentations.

Multimodal Product Creation:

- Ideal for creative and visual thinking in projects and interdisciplinary work.


Feedback:

- Teachers can provide visual feedback directly on students' work.


Daily teaching practices with digital tools



Mindwendel



QR-Storage



TeamMapper



Excalidraw

Gemeinsam für
Schule und Bildung


Niedersächsisches
Landesinstitut
für schulische
Qualitätsentwicklung



nlq 

WordCharts

Use-cases for WordCharts



With the help of WordCharts, you can visualize text or feedback in a word cloud. Word clouds can also be collaboratively edited and filtered by parts of speech.

Feedback with WordCharts




Daily teaching practices with digital tools




Mindwandel



WordCharts



QR-Storage



TeamMapper



Excalidraw



Oncoo



Methoden und Werkzeuge

Über ONCOO

Kontakt


Kartenabfrage




Kompatibel mit:



Helfersystem



Kompatibel mit:



Lerntempoduett



Kompatibel mit:



Placemat



Kompatibel mit:



Zielscheibe



Kompatibel mit:



Unterlagen



haak3.de/j1kf



t1p.de/baz4l



Keep - Drop - Try



Wie können Sie mich erreichen?

Christian Haake

NLQ

Fachbereich 53 - Medienbildung

christian.haake@nlq.niedersachsen.de

Oder haake@nlq.nibis.de



Quellen

- Icons Designed by Flaticon, Freepik, Vectors Tank, Muhammad_Usman